



## The Used of Benime Application For Mufradat

Fitri Hanifah<sup>1</sup>, A-eshah Emil Waemah<sup>2</sup>, Abdullah Wahud bin Salleh<sup>3</sup>

<sup>1</sup> State Islamic University of Mahmud Yunus Batusangkar, Indonesia

<sup>2</sup> Universitas Putri Naradiwas, Thailand

<sup>3</sup> Universitas Sultan Zainal Abidin, Malaysia

**Corresponding Author:** Fitria Hanifah, E-mail; hfitria237@gmail.com

### Article Information:

Received April 10, 2022

Revised April 19, 2022

Accepted December 20, 2022

### ABSTRACT

The development of technology in the world of Arabic language education has become a necessity. The COVID-19 pandemic has changed the learning process, including learning Arabic. In this study, the benime application in class X in Man 1 Padang Panjang really helped the teaching and learning process of students, where students could understand learning by means of the power point presentation method, games performed by educators, as well as the exercises given each year. Days by educators to support the Arabic learning process. This research is a qualitative research, quality research is an Arabic language study using a collection of journals or e-books. The purpose of this study is to describe the benefits and uses of the Benime application for mufradat learning. With this research, we can utilize and apply learning media, which previously did not understand technology, finally we can use and try it, And educators can take advantage of advanced applications or media to support achievement or the learning process in our country, because improving the quality of education must be considered by way of Provides the best way to be able to network communication with everyone, so this Benime application is very helpful and useful in learning maharah qiraah or mufradat At Madrasah Aliyah Negeri 1 Padang Panjang.

**Keywords:** Benime, MAN 1 Padang Panjang, Mufradat

Journal Homepage

<https://journal.ypidathu.or.id/index.php/lingeduca>

This is an open access article under the CC BY SA license

<https://creativecommons.org/licenses/by-sa/4.0/>

How to cite:

Ilham, M., Desmita, D., Monef, A., & Hizrati, H. (2022). Anxiety Description of Social Workers in Assisting Children in Conflict with the Law. *World Psychology*, 1(1). <https://doi.org/10.55849/lingeduca.v1i1.1>

Published by:

Yayasan Pendidikan Islam Daarut Thufulah

## INTRODUCTION

During the current pandemic, we are related to the development of education and technology, namely two things related to each other, they are topics that are always hotly discussed from time to time because education and technology have the task of

preparing human resources for the development of the times. Therefore, the development of education is very familiar so that it can produce qualified graduates in the development of changes in today's times (Ariska & Mudinillah, 2022; Asmendri et al., 2022; Mudinillah, 2021; Wulandari & Mudinillah, 2022).

In this technological development 4.0, it demands our more mature readiness in preparing for education in this day and age. So education is one of the mainstays to prepare the human resources needed to face the challenges of the times (Amrina et al., 2021; W. E. Putri & Mudinillah, 2021; Salam & Mudinillah, 2021; Trisoni et al., 2022). Educational facilities are a supporting means for the ongoing teaching and learning process of students. Every educational institution, whether formal or non-formal, tries to provide facilities to meet adequate needs in order to achieve the teaching and learning process between teachers and students (Kartika et al., 2019). Humans as social beings and group life certainly do not escape the interaction and communication between teachers and students intensively (Mi'yar, 2022; Mudinillah et al., 2022; Mudinillah & Sidqi, 2022; Shidqi & Mudinillah, 2021). In the context of communication and education, teachers are placed as facilities to develop the potential of students in daily conversations, both online and offline (face-to-face) (Nur Inah Ety, 2015). Good learning achievements get students always learning disciplined, confident and independent. In addition, the discipline, self-confidence and independence of students make students have character, excel and excel so as to improve student academic achievement. (Najib, 2018).

In the world of education now learning and learning are two things that cannot be separated from each other, the existence of an interaction between teachers and students in the teaching and learning process makes achieving a goal that educators want in changing times to times (Mi'yar, 2022; Mudinillah, 2022; R. J. Putri & Mudinillah, 2021; Wastriami & Mudinillah, 2022). Students are as subjects and objects of educational activities and the activeness of students to make changes that occur in a student after carrying out the process of teaching and learning activities. (Pane & Darwis Dasopang, 2017). The change of ability in the teaching and learning process is a process that arises from the maturity, growth and development of students. Learning is a good physical or psychic activity that produces new behavioral changes in the individual. The teaching and learning process makes our readiness and maturity in looking for opportunities and reinforcement in being serious in being more active in learning. (Hanafy, 2014) Existing interests and motivations are shown by getting high scores,. Students are expected to be able to cultivate interest and motivation with other aspects, such as a sense of liking for lessons and encouragement that comes from within without any reason (Taufiq et al., 2021)

This e-learning-based educational learning is a learning system that combines offline and online which students are required to be more active in participating in the learning process that increases the sense of responsibility of students in the learning process of learning to teach and utilize information and communication technology as a teaching and learning process, the learning system used as a means for the teaching and learning process which is carried out not necessarily without meeting but biased to do it online. The teaching and learning process is carried out between teachers and students which helps students improve the quality of learning in the ages.

The impact caused by covid 19, so the government issued circular no. 4 of 2020 which said that covid 19 is a dangerous virus, the government urges people to carry out social distancing restrictions so as to create many unrest throughout the country such as education and the economy. In economic factors, many have decreased economic income throughout the world and the field of education, the learning system is carried out online, so that some Indonesians have not received a proper education. Therefore, a policy was made for educational institutions to change the normal learning system (face-to-face) to online but there are some institutional policies that use 3 meetings with teachers or lecturers so that learning can run effectively and efficiently (Nengrum et al., 2021). Language is a basic need that is most important for humans because language is a medium for conveying human ideas, ideas, and thoughts in the form of human speech, writing or behavior so that they can be understood by many people. In addition, Arabic cannot be separated from Islam, it is often called the language of the Quran.

Thus Arabic is also an Islamic language and an international language spoken by various countries in the world. In addition, Arabic is also the language of science that is learned not only by Muslims. Arabic is one of the complex and universal languages for humans, especially Muslims, the process of understanding Arabic in learning must be understood first and then the education of Arabic as a whole. Parents play a big role in making children successful in improving their knowledge, skills, innovations, personality and responsibilities, because without the help of parents, children will not develop in showing their interests, talents, abilities (Ningtyas et al., 2021). Subjects that think about development and improve their quality are learning Arabic. not a few students who consider Arabic is a lesson that is difficult to understand and even becomes a topic of discussion among students. One of the efforts to realize it in an innovative and creative manner is by using games, games can create a fun atmosphere without any tension in the teaching and learning process. (Arabic et al., n.d.)

In the teaching of Arabic there are 4 pillars or skills in the learning of the maharah of the Arabic language that must be considered because they are interrelated with each other, namely:

1. maharah al-kitabah(writing skills)
2. maharah al-istima'(listening skill),
3. maharah al-kalam(speaking skills),
4. and maharah al-qira'ah(reading skills).

Maharah kitabah is a writing skill which is the skill that has the highest level of difficulty by expressing the content of thoughts or ideas until you can make up a piece of writing let alone compose using Arabic. With this maharah or writing skills, students can pour out ideas of thoughts or those that are drawn in the minds of students so that they can bring up a written work (Fauzi, 2020). Furthermore, maharah istima' which is a hearing skill that is first learned before other maharahs, if you have the ability to hear well and clearly, maka it is one of the very good points to get some basic ideas in detail, and also in this maharah istima' we should focus on listening to the sound that comes out so that there are no misunderstandings (Jauhari, 2018). While maharah kalam is a speaking skill that serves to pronounce or express words or sounds articulated properly and correctly, and in this maharah kalam we must be able to pronounce Arabic well or fluently so that the listener or interlocutor can understand what is being said (Maharah

& Participant, n.d.) . And the last one is maharah qira'ah which is a reading skill that not only relies on reading texts but also can understand and take meaning from a text, and in this qira'ah maharah we can also learn various kinds of Arabic readings, not only texts but also can read sha'ir, or poems that use Arabic or something like that (Akmalia & Cahyani, 2021).

Of the 4 maharah pillars, researchers focus more on maharah qiraah or mufradat, namely by utilizing the application of benime in man 1 padang panjang. Learning in class x this school man 1 padang panjang provides a variety of innovations in student education by starting to get to know arabic learning about the basics of nahwu and sorof . In addition, the digital media tools used by teachers are by presentation through the Benime application which is considered more practical, flexible, not limited by time and space. There is also a youtube application that is used by teachers to display videos about the basics of nahwu sorof to students, for educators in Youtube it also makes it easier for us to access anytime anywhere, helping us find additional teaching materials to be used as presentation materials Because Youtube can also help students learn various skills or how to use the latest applications in the benime application. In addition, the whats app application can also be used for maharah qiraah, which helps the media to learn Arabic in maharah qiraah because, the ability to express thoughts or feelings through Arabic makes you more proficient in mufradat and the basics of qawaid annahwi wa. In addition, the exercises given by educators are expected to be able to increase the maharah qiraah or vocabulary in Arabic bahsa that has been read, trained and practiced in training every day through the Whats App (Ahmad, 2021).

Efforts to enrich this vocabulary are not only through language lessons, but also through other lessons, Active and continuous practice is also emphasized by students. Educators in teaching language learning not only prepare as much material as possible, but the main thing is to give exercises to students how to use the language that has been taught actively, both oral and written (The quality of a person's language skills clearly depends on the quality and quantity of vocabulary he has). the richer the vocabulary possessed, the greater the likelihood of a person being skilled in the student's language. It is necessary to realize and understand absolutely that the grade increase of the students in the school is determined by the quality of their language skills. The increase in classes means that it is also a guarantee of an increase in the quantity and quality of their vocabulary in all fields of study they obtain in accordance with the curriculum (M. Khalilullah, 2012). One of the important elements in the learning process is the media used to convey the teaching of Arabic language materials. Students will get tired and bored easily because of the teacher's explanation that is difficult to understand, therefore the teacher must present a game of arabic language skills learning material, which is like games that use online platforms, such as Quizizz, Kahoot, etc . (Ritonga et al., 2021). So with the various reviews above, the researchers are interested in carrying out research using the Benime application in Madrasah Aliyah Negeri 1 padang Panjang class X.

## **RESEARCH METHODOLOGY**

Researchers carried out learning media research using the Benime application in 2021. The method carried out in this study is a qualitative research method. Which is a

process used to solve a problem in carrying out a study related to the data we examine in the place or object of research that is in accordance with the original. In this study, researchers took data by interviewing one of the Arabic teachers in the school, and made observations after an interview session, and went down to the location, namely at Madrasah Aliyah Negeri 1 Padang Panjang which aims to realize the benefits of using the application in the madrasah (Wahidmurni, M.Pd, 2017) . The application used and chosen in this study is the Benime application as used for learning media maharah kalam in Madrasah Aliyah Negeri 1 Padang Panjang.

## **RESULT AND DISCUSSION**

### **Maharah Qiraah Learning Media**

In the era of globalization 4.0, there is advanced technology that is very influential in several fields, especially in the field of education. So that we are required to understand things related to technological developments. One of the current technological developments is the use of learning media that are useful in educational circles (Tafonao, 2018). So that educators must have a broad understanding and adequate ability of the learning media that will be given to students. Therefore, educators are the most important component in a learning so that the process of teaching and learning activities runs smoothly and well, one way is to present a teaching and learning process using technology, namely by utilizing or applying learning media.

Learning media is an element that plays an important role in educational activities or activities. Which also has many benefits, including: it can provide explanations that are easier to understand because of the logical explanations either using learning media in the form of movies, videos, CDs, or others. By using learning media, students can feel interested, happy or motivated in following the teaching and learning process (Aisyah, n.d.) . And also learning media can be carried out in Arabic language learning, one of which is in the maharah qiraah learning branch.

In maharah qiraah students are required to be able to learn reading and writing skills or proficiency (Sa'diyah, 2018). Thus, students must be given effective learning to be able to speak in order to convey the meaning of what they want to say properly and correctly. The goal is to be able to understand the meaning of the communication or language conveyed (Azmi & Puspita, 2019). Reading is an Arabic language proficiency whose practice activities are carried out after speaking proficiency exercises. In general, reading activities are a process of communication between the reader and the author through the reading text . (Rathomi, 2019) and Reading skills which in Arabic are called mahārah al-qirā'ah, are related to two aspects, namely the ability to convert written symbols into sounds and capture the meaning of the whole situation symbolized by written symbols Arabic reading skills are skills that students must have in order to develop foreign language skills, namely Arabic. The purpose of teaching reading, as is known is to train learners to be skilled in understanding reading and developing students' reading skills. The methods used must be able to make students interested and happy in the learning process. From this arises several problems that result from this,



among others: students do not like Arabic lessons due to monotonous learning, students find it difficult to learn Arabic, in particular reading Arabic.

Based on the experience of researchers, the low speaking ability of students who use Arabic in learning so that a number of students are less able to read Arabic. This is because teachers in the teaching and learning process only use the lecture method and are only fixated with the existence of guidebooks without using learning videos, power points, animations that support learning media in order to improve students' Arabic reading skills (khoiriyah hidayatul, 2020).

But in this day and age we can see, students have difficulty in pronouncing or speaking using an outside language. This is due to a sense of grogginess, fear, or anxiety in mentioning a reading properly and correctly.

1. The objectives of learning maharah qiraah:
1. Get used to listening and then reading arabic over and over again
2. Can distinguish the short length of the reading or clarify the makharijul of the letter
3. Using the language according to qa'idah arabic
4. In order to smoothly be in contact with the arabs
5. Express thoughts quickly and precisely by using Arabic and also be able to understand them.

Therefore, educators are able to provide learning media that feel suitable in teaching and learning activities or activities, especially in maharah kalam learning (Audina & Muassomah, 2020). So that educators can use learning media to be used in the learning process of this maharah kalam is with the Benime application. Benime is one of the audio-visual video media (Tursilo, 2020), where this media can present image and sound features simultaneously and there are several designs or features in the application, as well as using whiteboard animation (Yusnia, 2019), one of the most famous features in this application is moving hand animation that can be selected according to the wishes of each individual, And the use of this application uses an Android cellphone only without using a laptop, computer, or other devices (Pangestika & Wahyudi, 2019). This makes it easier for educators to make a learning video without using a device that is considered difficult or heavy to carry.

### **Application of Benime in Maharah Qiraah Learning**

This Benime application provides interesting features or menus so that it can attract the attention of students, and this application has many uses, so that with this application maharah qiraah learning can be more effective, and efficient (Ismiyanti, 2020).

1. The Benime application has **advantages**, including:
  - a. It has interesting features such as moving hand animations that can be selected as desired and easy to use.
  - b. Can add additional complementary audio from youtube
  - c. Helping educators to provide teaching materials through presentations in Arabic language learning that are easy to understand how to make it.
  - d. Adding insight and creativity of educators to the use of learning media.
  - e. Helping students to be able to grasp the intention and understanding of the material given well (Bouato et al., 2020), ((iJC), 2016).

- f. Increase the enthusiasm, creativity, and mindset of students to be more critical in the teaching and learning process.
  - g. Gives the impression of not being bored to students because they use a medium or application in the learning process.
  - h. And can be repeated learning materials by looking at the videos that have been given by educators
2. While the **disadvantages** of this application, including:
- a. The process of accessing this learning video uses the internet, so that if students who have a difficult internet environment, it will be difficult in the process of downloading or viewing videos that have been made by us (Bouato et al., 2020).
  - b. Students will find it difficult if the educator gives a very quick explanation in the learning video.
  - c. It cannot merge or cut multiple videos into one video, so it requires other devices to combine videos if necessary.
3. As well as **the uses** of this Benime application are ((iJC), 2016) :
- a. This application can be used for learning videos, maerketing business or marketing videos, etc.
  - b. Can be used by educators in making a learning presentation video.
  - c. Can be accessed by students in understanding the material through learning videos.
  - d. Can provide learning for students to think critically through learning videos.
1. **The benefits of the Benime application** are both for educators and students, including being able to use the features or items that are already available in the application, so that educators can try to use the application to make a learning video, and not only educators but students can also use it or access it because this application is very easy to get because it only uses an Android cellphone device, and with the presence of interesting features so that it gives the impression of learning that is not boring, and with this application can arouse the enthusiasm of students in learning and also provide strong motivation for students not to be lazy in learning even in the state of distance learning. So that when educators provide teaching materials in the form of learning videos using this application, students immediately get ready to understand the material. And also with this application, students can also become active, creative, innovative, and independent individuals.
2. **Steps to use the Benime application:**
- a. Open the play store application then, Download the Benime application through the Play Store application by typing "Benime", after that click on the words install, then wait a few minutes until the application is installed.
  - b. After being installed, the application is ready to use, the steps are:

1. Open the installed Benime app

Figure 1. Open Benime



Represents the front view of the benime application once installed, and the arrow indicating on the + button or symbol serves to create a new project.

2. After pressing or clicking the + sign below, then create the title of the project to be created and choose the size of the canvas as desired, can be seen in figure 2 below.

Figure 2. Title of According



In figure 2, we can create a title according to what video we make, and for the canvas selection consists of several choices including: Youtube (1080p), Youtube (720p), Instagram (16x9), TikTok (1080p), TikTok (720p), Video (1080p), Facebook (720p)



Figure 3. Make a Video



The next step is to press the sentence "Make a movie"

1. After pressing the word "Make a movie" it will appear on the cellphone screen of the Benime application worksheet that we will design, like figure 4.

Figure 4. Worksheet

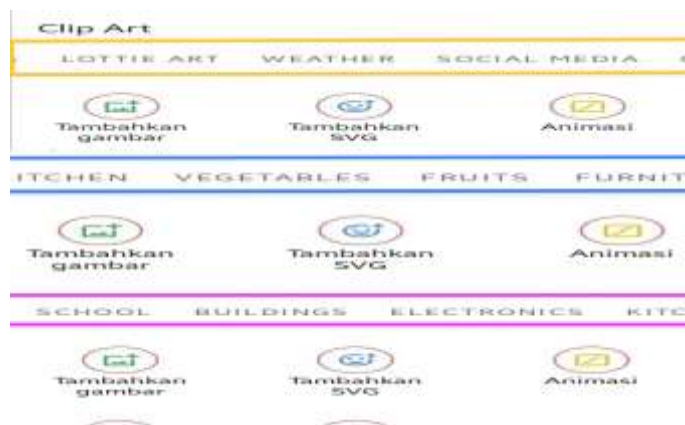


In figure 4, you can see several menus or features in the Benime application, including:

1. Stickers, useful for adding pictures to be inserted on the video worksheet, and inside the sticker there are menus as well, which will be visible later in figure 5.

2. Text, serves to insert or add both words and sentences that will be inserted on the worksheet, for more details on how the text menu of this application forms, can be seen in figure 5.
3. BG (Background), serves to beautify or improve the worksheet by pressing or clicking the BG menu, so that later it will bring up various colors, such as figure 5.
4. Hand, an animation of the moving hand which we can get by choosing according to what we need, and this hand feature there are various shapes, and one of the features that attracts learners in the learning process.
5. Music, serves to add sounds or songs to a worksheet or video to be made, to attract attention, and in this music menu there are 2 components, namely: Music Track, and Voice actor (recording). Which will be seen in figure 5.
6. The plus symbol (+) on the right, serves to add worksheet slides.
7. The triangle shape above, serves to preview the material that we have designed.
8. Sharing, serves to keep the video projects we have designed as attractive as possible.
9. Before going to the next stage, here are the pictures from the explanation of point d.

Figure 5. Point i



In the 5 point i figure, there is a sticker menu, in the sticker menu there are menus in it such as: add images, add SVG, animation, GIPHY, unsplash, drawings, people, school, lottie art, weather, social media, kitchen, vegetables, fruits, furniture, characters, etc.

If there is no desired sticker, we can download it via google chrome.

Figure 6. Inset text

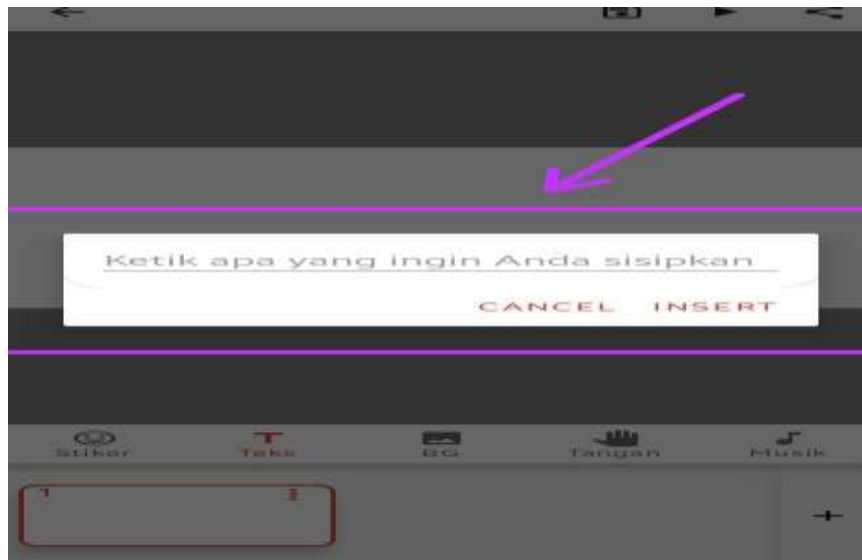


Figure 7. Insert color




Figure 8. Insert Hand looks

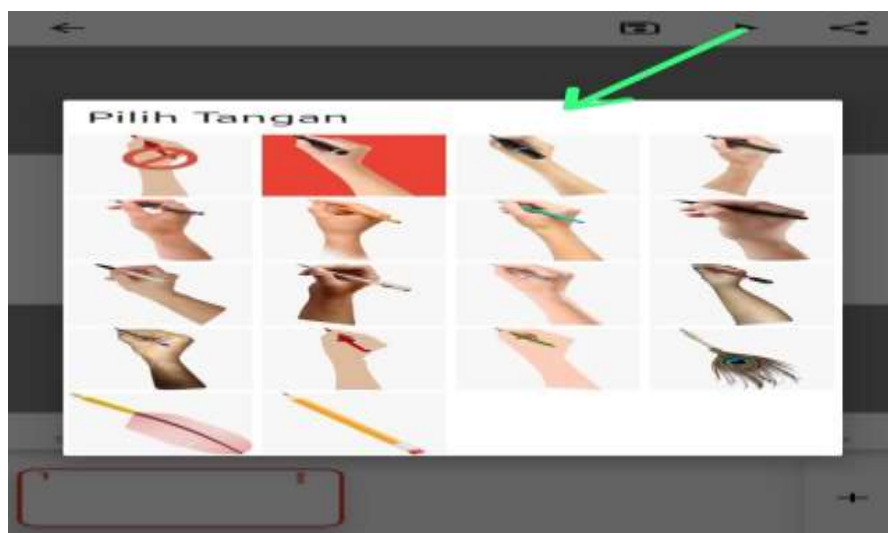
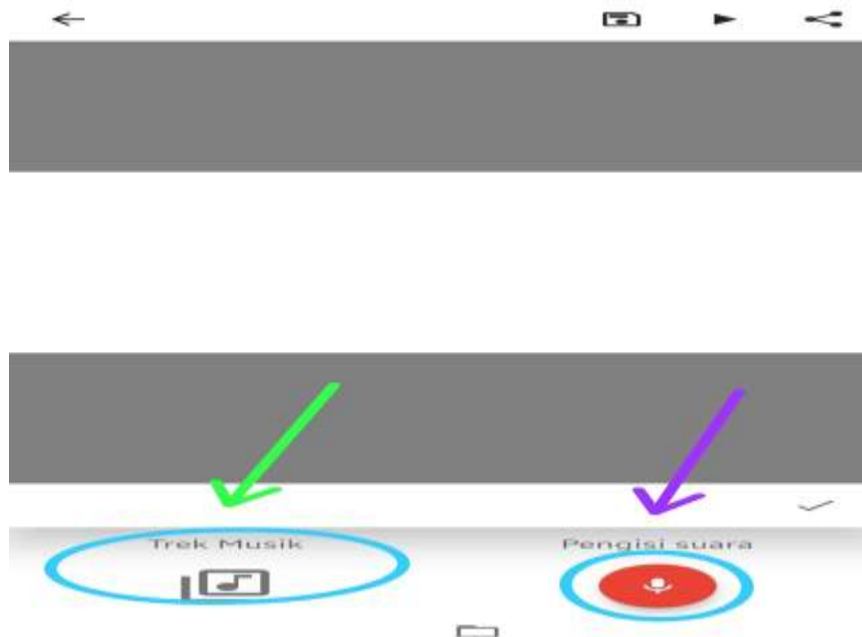


Figure 9. Put Backsound



1. After knowing the steps after installing, educators can then create a learning video according to creativity and talent by combining the components or menus that have been provided in the Benime application

Next, **an example of a video worksheet of maharah qiraah learning** from the researcher:

1. First slide or worksheet shape

Figure 10. Slide



Contains an overview of the notion of maharah qiraah both in language, istlah and in the sciences.

2. Slide shape or second work damp

Contains the purpose of learning that will be discussed about the maharah qiraah  
Figure 11. Contains Purpose



3. Slide shape or third worksheet

Figure 12. Slide shape



contains activities in the learning of maharah qiraah

4. Slide shape or quarterly worksheet

Figure 13. Quartely Worksheet



contains the types of qiraah that will be learned in the learning of maharah qiraah

5. Slide or fifth worksheet shape

Figure 13. Worksheet Shape



Contains the levels of mastering the maharah qiraah

6. Sixth and seventh slide or worksheet shapes

Figure 14. slide or worksheet shapes



In the sixth slide, examples of maharah qiraah are given, with the aim of understanding content and meaning and measuring ability in written language. Therefore the language games that can be used for the learning of this skill are the following:

1. Test your knowledge ( *ikhtabir ma'luumaatik*)

The teacher gives some puzzle questions in written form in a funny and critical form and then the students answer them. Or the teacher writes down the question on the card with 10 questions and the answer is on another card. This is done to test students' insights and hone into after they read. students who answer correctly can be asked to educate students in providing arguments from their answers.



Figure 16. Test Knowledge



Figure 17. Test Knowledge II



Contains wooden astafet puzzle puzzles to hone students' thinking power in understanding the learning material of maharah qiraah

1. Furthermore, after designing or creating a worksheet, educators can preview it first by clicking or pressing the upper right triangle sign. After finishing seeing it if the educator wants to add a voice or backsound and recorded voice himself, then the educator can click on the music menu, then add sounds according to the learning, and add sounds by clicking on the mic symbol, then speak according to the predetermined text duration. How to change the duration so that it is long or short, namely by clicking the text menu on the worksheet, then there will be a menu of the length of the duration, then after that the educator can adjust the time to the length or shortness of the text. The voice recording that is entered is in accordance with what we say during the video making process, for example in learning maharah qiraah in the form of reading about mufradat-mufradat

learning Arabic, the educator must record the voice in good and correct Arabic so that later it can be modeled by students.

Furthermore, if you have finished providing a music effect or backsound into the learning video and have included a sound recording, then the educator can save it in the sharing menu. So after that, educators wait for the storage time, if it has been saved, then the learning video can be shared with students to be able to learn or understand the material first. So that when in teaching and learning activities take place students feel happy and motivated because of the presence of a creative and innovative learning media.

## CONCLUSION

So based on the results and discussions in this study, a conclusion was obtained, namely: Arabic language learning media, namely by using the Benime application in learning maharah qiraah or mufradat, there are many benefits and uses, both for educators and students, especially in this era or today which really needs a learning process through media or interesting methods due to the age of technology that has become increasingly sophisticated. With this research we can take advantage of and apply learning media, who previously did not understand technology can finally use and try it, And educators can take advantage of applications or sophisticated media to support achievements or learning processes in our country, because improving the quality of education must be considered by providing the best way to be able to network communication with everyone, so that this Benime application is very helpful and useful in learning maharah qiraah or mufradat in Madrasah Aliyah Negeri 1 Padang Panjang.

## REFERENCES

- (iJC), iLearning J. C. (2016). *Teachomedia Journal*. 1.
- Ahmad. (2021). *APLIKASI WHATSAPP SEBAGAI MEDIA PEMBELAJARAN BAHASA Arab Dalam Maharah Kalam*.
- Aisyah, N. N. U. R. (n.d.). *Manfaat Media Gambar dalam Pembelajaran Bahasa Arab*.
- Akmalia, A., & Cahyani, N. D. (2021). *Strategi Pembelajaran Jigsaw Dalam Pembelajaran Maharah Qiraah*. 1, 432–444.
- Amrina, A., Gazali, G., Mudinillah, A., Agustina, A., & Luksfinanto, Y. (2021). Utility of the Smart App Creator Application as an Arabic Learning Media. *Izdiyar: Journal of Arabic Language Teaching, Linguistics, and Literature*, 4(3), 319–334.
- Arabic, I., Untuk, B., Ketrampilan, M., Bahasa, B., Di, A., & Aliyah, M. (n.d.). *Issn 5615-5656 implementasi arabic bowling untuk meningkatkan ketrampilan berbicara bahasa arab di madrasah aliyah*. 7(2), 32–46.
- Ariska, K. Y., & Mudinillah, A. (2022). Pengembangan Media Pembelajaran Ipa Perubahan Wujud Benda Kelas II SDN 18 Payakumbuh Berbasis Aplikasi Animiz Animation Maker: id. *Al-Ibda: Jurnal Pendidikan Guru Madrasah Ibtidaiyah*, 2(1), 1–10.
- Asmendri, B. J., Nur, K., Mudinillah, A., & Sari, M. (2022). The Validity and Practicality Analysis of Guidebook for the Intra Madrasah Student Organization

- (IMSO) Activities. *BIC 2021: Proceedings of the 6th Batusangkar International Conference, BIC 2021, 11-12 October, 2021, Batusangkar-West Sumatra, Indonesia*, 68.
- Audina, N. A., & Muassomah, M. (2020). Instagram: Alternatif Media dalam Pengembangan Maharah Al-Kitabah. *Al-Ta'rib : Jurnal Ilmiah Program Studi Pendidikan Bahasa Arab IAIN Palangka Raya*, 8(1), 77–90.  
<https://doi.org/10.23971/altarib.v8i1.1986>
- Azmi, M., & Puspita, M. (2019). *Metode Storytelling Sebagai Solusi Pembelajaran Maharah Kalam di PKPBA Uin Malang*. 69–86.
- Bouato, Y., Lihawa, F., & Rusiyah, R. (2020). PENGEMBANGAN MEDIA PEMBELAJARAN BERBASIS SPARKOL VIDEOSCRIBE YANG DIINTEGRASIKAN DENGAN WONDERSHARE FILMORA PADA MATA PELAJARAN GEOGRAFI MATERI MITIGASI BENCANA ALAM. *JAMBURA GEO EDUCATION JOURNAL*, 1(2), 71–79.  
<https://doi.org/10.34312/jgej.v1i2.7131>
- Fauzi, M. (2020). Peningkatan Maharah Kitabah dengan pembelajaran kaligrafi: Bgaimana Relevansinya. *Jurnal Keislaman Dan Pendidikan*, 13(2).
- Hanafy, M. S. (2014). Konsep Belajar Dan Pembelajaran. *Lentera Pendidikan : Jurnal Ilmu Tarbiyah Dan Keguruan*, 17(1), 66–79.  
<https://doi.org/10.24252/lp.2014v17n1a5>
- Ismiyanti, N. (2020). Perancangan Pembelajaran IPA Menggunakan Software Videoscribe. *VEKTOR: Jurnal Pendidikan IPA*, 1(2), 50–58.  
<https://doi.org/10.35719/vektor.v1i2.11>
- Jauhari, Q. A. (2018). Pembelajaran maharah istima Di Jurusan Pba Uin Maulana Ibrahim Malang. *Jurnal Tarbiyatuna*, 3, 129–152.
- Kartika, S., Husni, H., & Millah, S. (2019). Pengaruh Kualitas Sarana dan Prasarana terhadap Minat Belajar Siswa dalam Pembelajaran Pendidikan Agama Islam. *Jurnal Penelitian Pendidikan Islam*, 7(1), 113.  
<https://doi.org/10.36667/jppi.v7i1.360>
- khoiriyah hidayatul. (2020). LISANUNA, Vol. 10, No. 1 (2020). *Lisanuna*, 10(1), 32–44.
- M. Khalilullah, S. A. M. (2012). Permainan Teka-Teki Silang Sebagai Media Dalam Pembelajaran Bahasa Arab (Mufradat). *Jurnal Pemikiran Islam*, 37(1), 15–26.
- Maharah, B., & Peserta, K. (n.d.). *Penerapan metode muhadatsah dalam meningkatkan hasil belajar maharah kalam peserta didik*. 1, 177–187.
- Mi'yar, A. (2022). Pemanfaatan Aplikasi Audacity pada Pembelajaran Istimā' untuk Madrasah Ibtidaiyyah Negeri Satu Sungai Tarab. *Jurnal Al Mi'yar Vol*, 5(1).
- Mudinillah, A. (2021). Software Untuk Media Pembelajaran (Dilengkapi Dengan Link Download Aplikasi). *Yogyakarta: CV. Bintang Surya Madani*.
- Mudinillah, A. (2022). *Canva Application Development for Distance Learning on Arabic Language Learning in MTs Thawalib Tanjung Limau Tanah Datar*.
- Mudinillah, A., Rezi, M., & Vricela, W. (2022). Pemanfaatan Aplikasi VN sebagai Media Pembelajaran IPS di Jenjang Sekolah Dasar. *Cakrawala-Jurnal Humaniora*, 22(1), 13–21.
- Mudinillah, A., & Sidqi, M. H. (2022). *peer review Utilizing 3D Technology to Support Language Learning*.
- Najib, A. (2018). Pengaruh pendidikan karakter terhadap prestasi belajar siswa. *Jurnal Ekonomi & Pendidikan*, 9(1), 102–109.

- Nengrum, T. A., Pettasolong, N., & Nuriman, M. (2021). Kelebihan dan Kekurangan Pembelajaran Luring dan Daring dalam Pencapaian Kompetensi Dasar Kurikulum Bahasa Arab di Madrasah Ibtidaiyah 2 Kabupaten Gorontalo. *Jurnal Pendidikan*, 30(1), 1–12.
- Ningtyas, R. R., Rahman, R. A., & Astina, C. (2021). Peran Orang Tua Dalam Pembelajaran Bahasa Arab Secara Daring Masa Pandemi Covid-19. *TADRIS AL-ARABIYAT: Jurnal Kajian Ilmu Pendidikan Bahasa Arab*, 1(2), 218–232.
- Nur Inah Ety. (2015). PERAN KOMUNIKASI DALAM INTERAKSI GURU DAN SISWA Ety Nur Inah. *Al-Ta'dib*, 8(2), 150–167.
- Pane, A., & Darwis Dasopang, M. (2017). BELAJAR DAN PEMBELAJARAN. *FITRAH: Jurnal Kajian Ilmu-Ilmu Keislaman*, 3(2), 333. <https://doi.org/10.24952/fitrah.v3i2.945>
- Pangestika, B. S., & Wahyudi, T. N. (2019). *Implementasi Media Pembelajaran Video subscribe Pada Mata Pelajaran Akuntansi di Era Industri 4.0*. 21–24.
- Putri, R. J., & Mudinillah, A. (2021). Penggunaan Aplikasi Canva Untuk Pembelajaran Ilmu Pengetahuan Sosial Kelas VI di SDN 02 Tarantang. *MADROSATUNA: Jurnal Pendidikan Guru Madrasah Ibtidaiyah*, 4(2), 65–85.
- Putri, W. E., & Mudinillah, A. (2021). Penggunaan Aplikasi Kinemaster Sebagai Media Pembelajaran IPS Kelas III SD Muhammadiyah Rambah Pada Masa Pandemi Covid 19. *EduStream: Jurnal Pendidikan Dasar*, 5(2).
- Rathomi, A. (2019). PEMBELAJARAN BAHASA ARAB MAHARAH QIRA'AH MELALUI PENDEKATAN SAINTIFIK. *Ta'dib: Jurnal Pendidikan Islam*, 8(1), 558–565. <https://doi.org/10.29313/tjpi.v8i1.4315>
- Ritonga, A. W., Zulfida, S., Ritonga, M., Ardinal, E., & Susanti, D. (2021). The Use of E-learning as an Online Based Arabic Learning Media for Students. *Journal of Physics: Conference Series*, 1933(1), 012127. <https://doi.org/10.1088/1742-6596/1933/1/012127>
- Sa'diyah, H. (2018). Bermain Peran (Role Playing) Dalam Pembelajaran Maharah Kalam di PKPBA UIN Maliki Malang. *Jurnal Tarbiyatuna*, 3, 1–29.
- Salam, M. Y., & Mudinillah, A. (2021). Canva Application Development for Distance Learning on Arabic Language Learning in MTs Thawalib Tanjung Limau Tanah Datar. *JTP-Jurnal Teknologi Pendidikan*, 23(2), 101–111.
- Shidqi, M. H., & Mudinillah, A. (2021). The Effect of Nahwu Learning Understanding for The Insya' Ability of AFL Students in West Sumatra/Fahm An-Nahw wa ātsāruh 'alā Qudrah Al-Insyā ladā Thullāb Qism Ta'līm Al-Lughah Al-'Arabīyah bi Sumatra Al-Gharbīyah. *Al-Ta'rib: Jurnal Ilmiah Program Studi Pendidikan Bahasa Arab IAIN Palangka Raya*, 9(2), 225–236.
- Tafonao, T. (2018). Peranan Media Pembelajaran Dalam Meningkatkan Minat Belajar Mahasiswa. *Jurnal Komunikasi Pendidikan*, 2(2), 103. <https://doi.org/10.32585/jkp.v2i2.113>
- Taufiq, A., Siantoro, G., & Khamidi, A. (2021). Analisis minat belajar dan motivasi belajar siswa terhadap pembelajaran daring PJOK selama pandemi Coronavirus Disease (COVID-19) Di Man 1 Lamongan. *Jurnal Education and Development*, 9(1), 225–229.
- Trisoni, R., Jubba, H., & Mudinillah, A. (2022). Implementation Of Integrated Learning of Islamic Religious Education to Improve Student's Social Attitude Competence. *TADRIS: Jurnal Pendidikan Islam*, 17(1), 85–99.
- Tursilo, Y. (2020). *Pengembangan Media pembelajaran Interaktif Video Berbasis*

- Multimedia dalam Pembelajaran Matematika Menggunakan Sparkool VideoScribe.*  
Wahidmurni, M.Pd, D. (2017). *Pemaparan Metode Penelitian Kualitatif*. 1–23.
- Wastriami, W., & Mudinillah, A. (2022). Manfaat Media Pembelajaran Berbasis Aplikasi Kinemaster Terhadap Hasil Belajar IPA Siswa SDN 25 Tambangan. *TARQIYATUNA: Jurnal Pendidikan Agama Islam Dan Madrasah Ibtidaiyah*, 1(1), 30–43.
- Wulandari, T., & Mudinillah, A. (2022). Efektivitas Penggunaan Aplikasi CANVA sebagai Media Pembelajaran IPA MI/SD. *Jurnal Riset Madrasah Ibtidaiyah (JURMIA)*, 2(1), 102–118.
- Yusnia, Y. (2019). Penggunaan Media Video Scribe Dalam Pembelajaran Literasi Sains Untuk Mahasiswa PGPAUD. *Jurnal Pendidikan Anak Usia Dini*, 10(1), 71–75.

---

**Copyright Holder :**

© Fitri Hanifah.et.all (2022).

**First Publication Right :**

© Lingeduca: Journal of Language and Education Studies

**This article is under:**

